

STANDARD FEATURES

A proper Direct Draw cooler not only provides “Ice Cold” temperatures inside your unit but maintains the same temperature throughout the towers. Distinct forced airflow design provides the towers with consistent temperature; ensuring your products is dispensed at the optimal temperature.

As bar layouts are becoming increasingly smaller, refrigeration airflow is crucial to the success and operation of your unit. All bar coolers are fully front breathing enabling them to be placed in the most compact environments for a seamless fit. Complete side-mount refrigeration system allows for full access to your products without the impedance of a roof mount evaporator giving you a worry-free operating environment.

Black vinyl is the preferred finish for Bar Equipment as its more durable and doesn't chip versus a painted finish. Bar Refrigerators come with a chip resistant black vinyl exterior finish front, sides and back. Interior walls with NSF approved white coated steel finish to enhance its merchantability, easy to clean with a sturdy stainless-steel floor. Always one step above to ensure the upmost in safety and sanitation for your establishment.

Insulation in any Refrigerator is one of the most important factors for thermal efficiency. We only use the world's leader Ecomate (GWP) (ODP) insulation, 2” thick for the highest R value efficiency for your environments.

With innovative and eco-friendly technology, utilize R-290 Hydrocarbon designed to meet DOE's Energy Conservation standards with very low contribution to global warming (ODP-0) (GWP-3).

ADDITIONAL FEATURES TO INCLUDE:

- Hermetic compressors with epoxy coated evaporator.
- Automatic evaporator: Paper fins not utilized in the evaporation process.
- Electronic controller.
- LED interior lights.
- Cutouts for CO2 connection.
- Stainless steel door trim.
- Temperature: Refrigerators 32°F to 38°F based on an external environment of 90°F and 65% RH.
- Door locks with universal key.
- Meets the NSF-7 standard for food safety.




MODEL	DOORS	TOWER HOLES	AMPS	HP	VOLTS	DIMENSIONS			SHIPPING WEIGHT LBS
						Width	Depth	Height*	
ADDC-58	2	2	3.0	1/3	115/60	59 1/2"	29 1/2"	36 7/8"	314
ADDC-68	2	2	3.0	1/3	115/60	69 1/2"	29 1/2"	36 7/8"	370
ADDC-78	3	2	3.0	1/3	115/60	80"	29 1/2"	36 7/8"	396
ADDC-94	3	2	3.0	1/3	115/60	95 1/2"	29 1/2"	36 7/8"	409

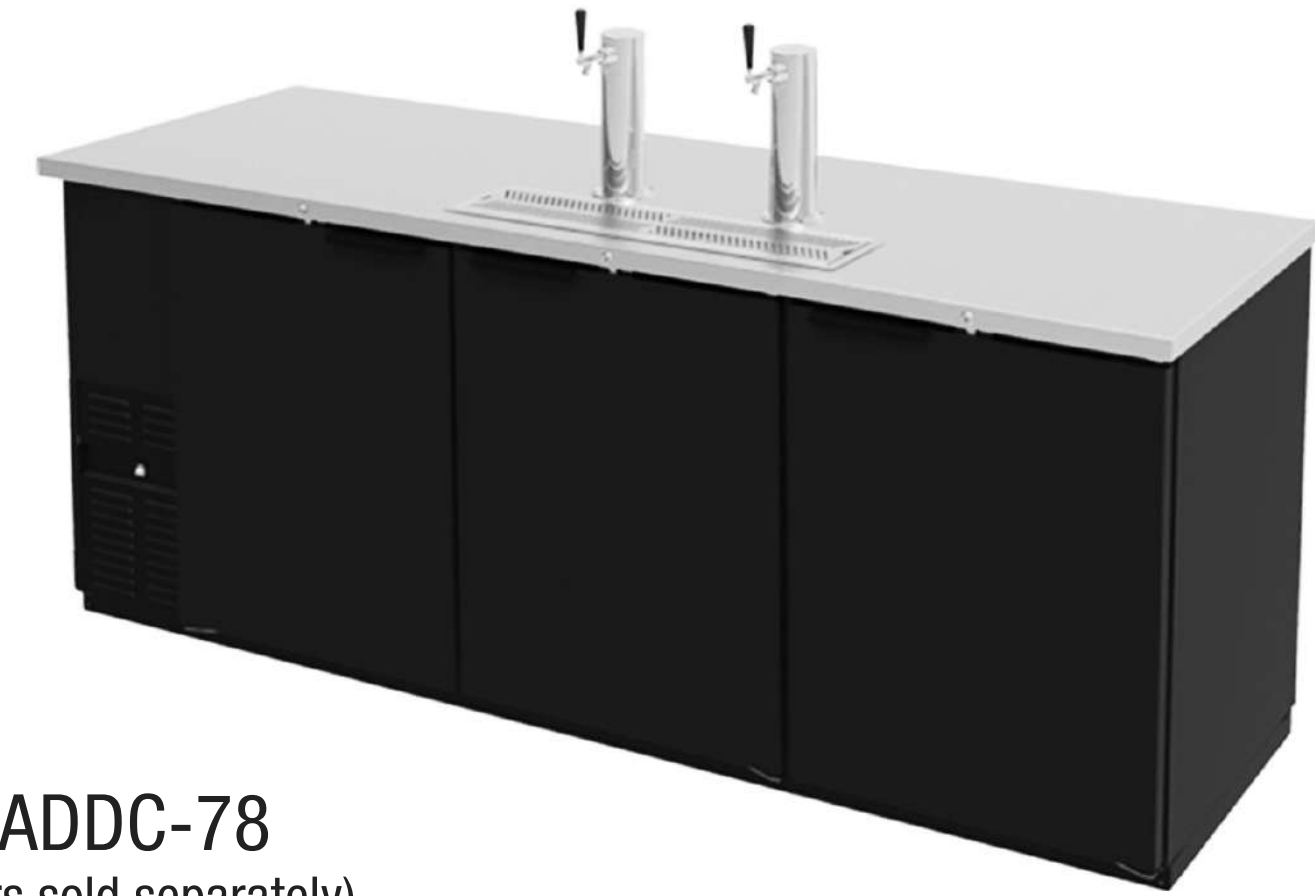
*Height does not include towers. | Specifications are subject to change without prior notice




ADDC-58
(Towers sold separately)



ADDC-68
(Towers sold separately)



ADDC-78
(Towers sold separately)

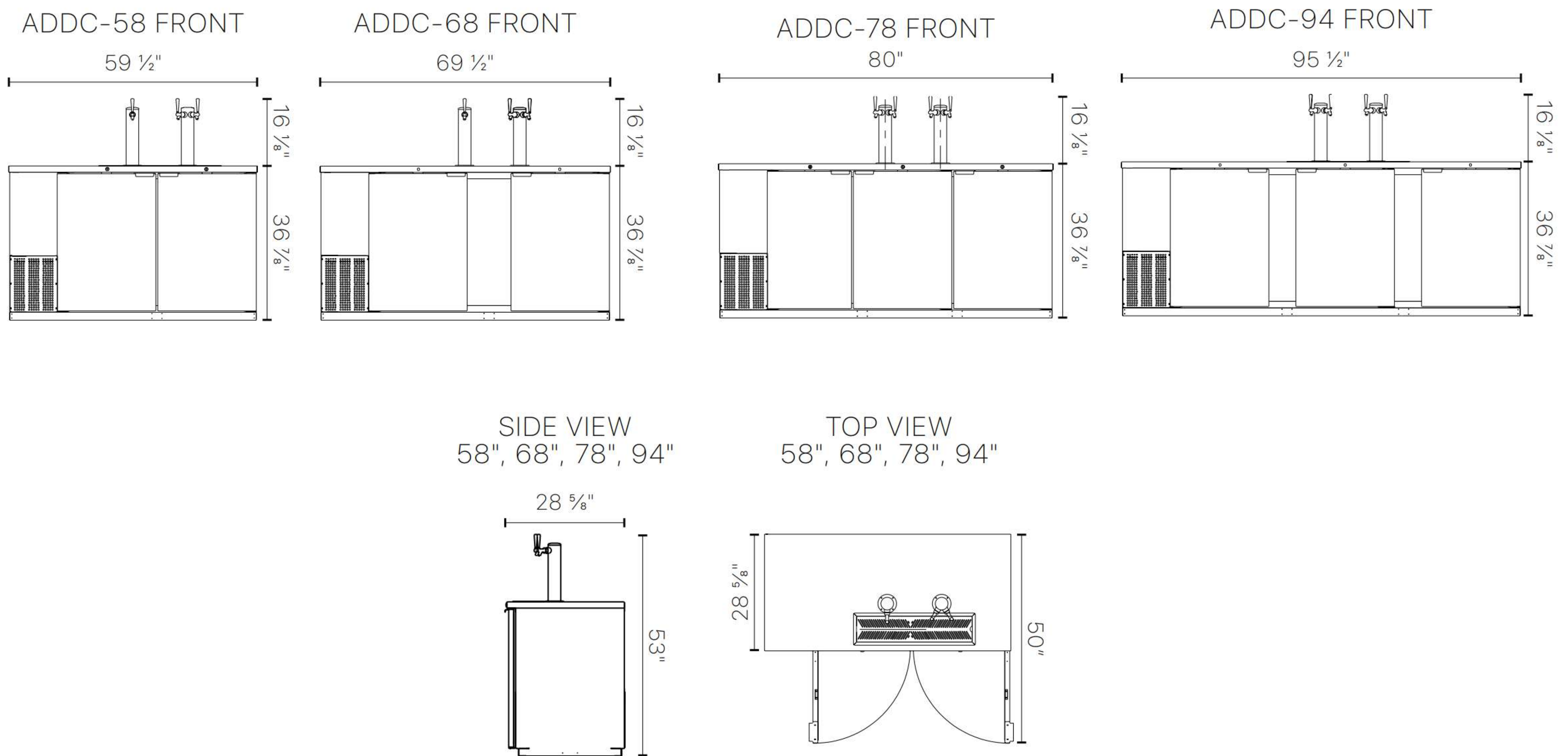


ADDC-94
(Towers sold separately)

OPTIONS & ACCESORIES

- Additional 2nd year warranty.
- Low profile castor rails (increase overall height by 1/2").
- Dunnage shelves for floor.
- Voltage: 220V. - I - 50Hz.
- Additional single or double draft towers.
- Additional epoxy coated shelves.
- 6” adjustable stainless-steel legs.

PLAN VIEW



ELECTRICAL DATA	58"	68"	78"	94"
Voltage	115/60			
Plug Type	Nema 5-15P			
Full Amp. Loads	3.0			
Compressor HP	1/3			
Cord Length (ft)	10			
Refrigerant	R-290			
DIMENSIONAL DATA	58"	68"	78"	94"
# of Doors	2		3	
Ext. Width Overall	59 1/2"	69 1/2"	80"	95 1/2"
Ext. Depth Overall	29 1/2"			
Ext. Height Overall	36 7/8"			
Int. Width Overall	44 5/8"	54 5/8"	65"	80 1/2"
Int. Depth Overall	23 1/4"			
Int. Height Overall	31 3/4"			
Shipping Weight (lbs.)	314	370	396	409

1. Height does not include towers.
2. Height does not include 2.5" castors (23" models).
3. Specifications are subject to change without prior notice.

STANDARD FEATURES

- 2" Ecomate CFC Free foam in place insulation.
- Electronic controller with digital display.
- Self-contained Refrigeration with epoxy coated evaporator.
- Stainless steel door trim.
- Door locks with universal key.

OPTIONS & ACCESORIES

- Additional 2nd year warranty.
- Low profile castor rails (Increase overall height by 1/2").
- Dunnage shelves for floor.
- Voltage: 220V. – 1 – 50 hz.
- Additional single or Double draft towers.
- 6" adjustable stainless-steel legs.

WARRANTY

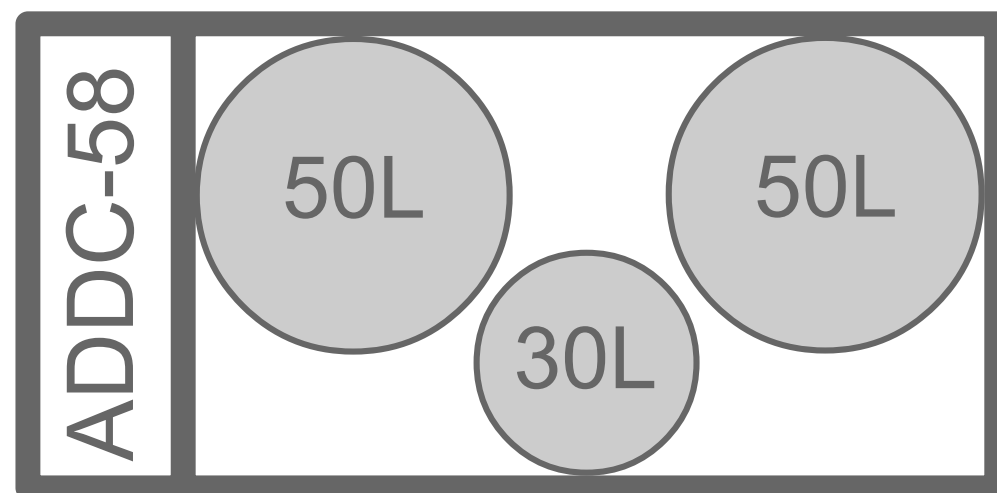
- 1-year parts & labor.
- 5-year compressor.

*RESIDENTIAL APPLICATIONS: Manufacturer assumes no liability for parts or labor coverage for component failure, factory defect or any other damages for units installed in noncommercial foodservice or residential applications.

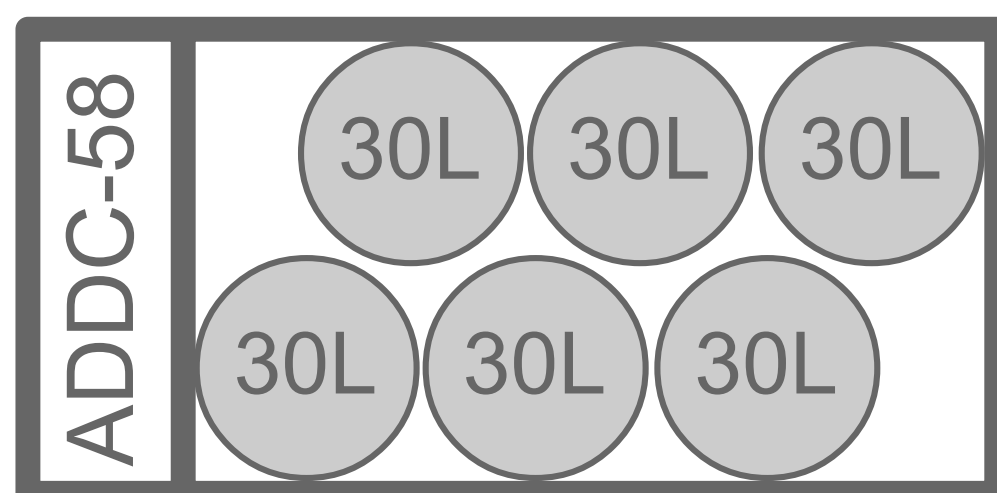
Design and specifications are subject to change without prior notice.

KEG CHARTS

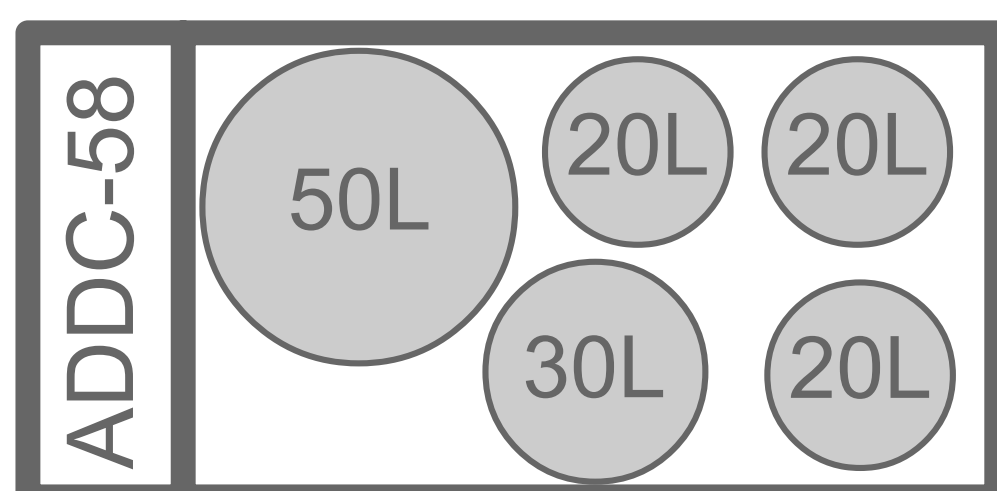
ADDC-58



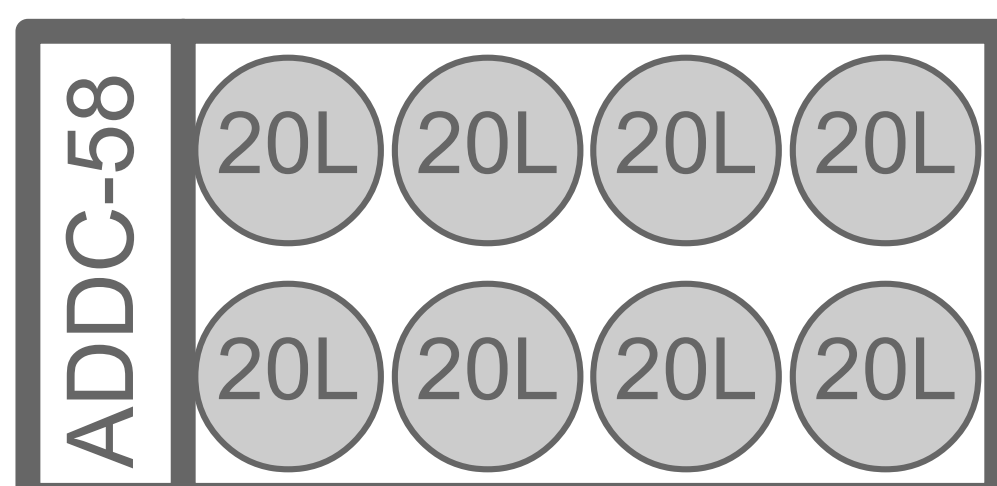
20L x 0
30L x 1
50L x 2



20L x 0
30L x 6
50L x 0

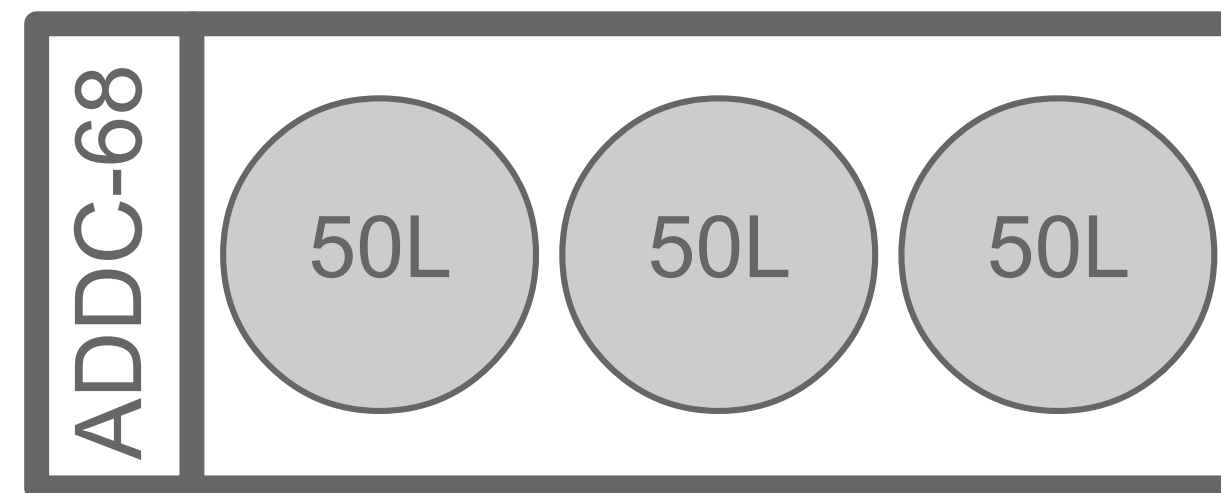


20L x 3
30L x 1
50L x 1

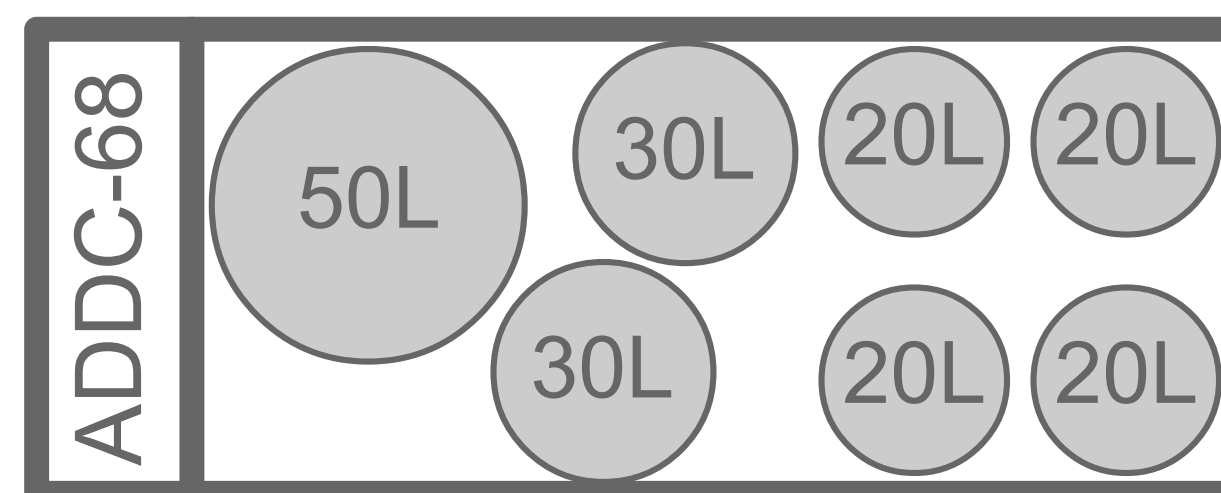


20L x 8
30L x 0
50L x 0

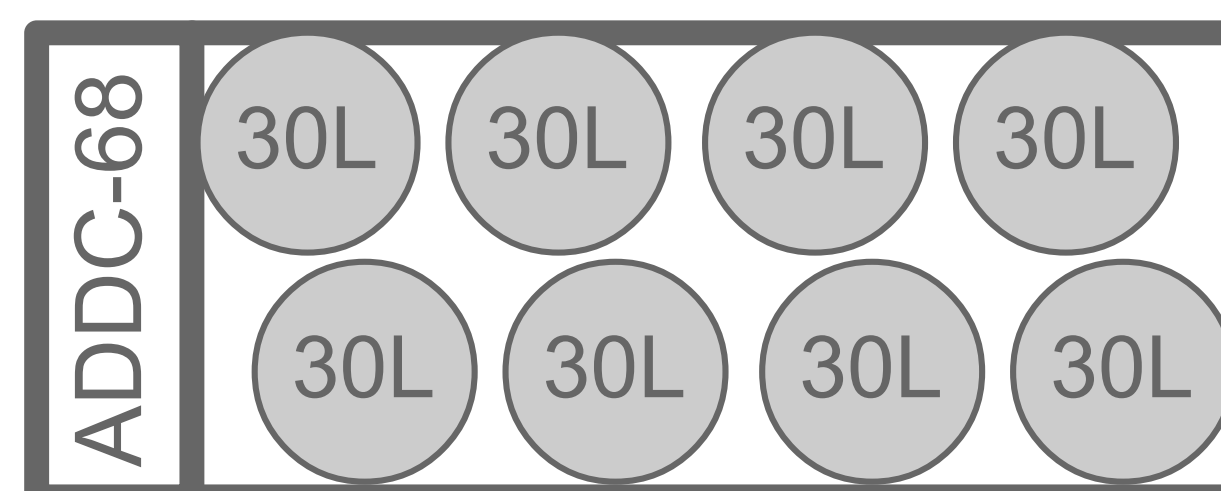
ADDC-68



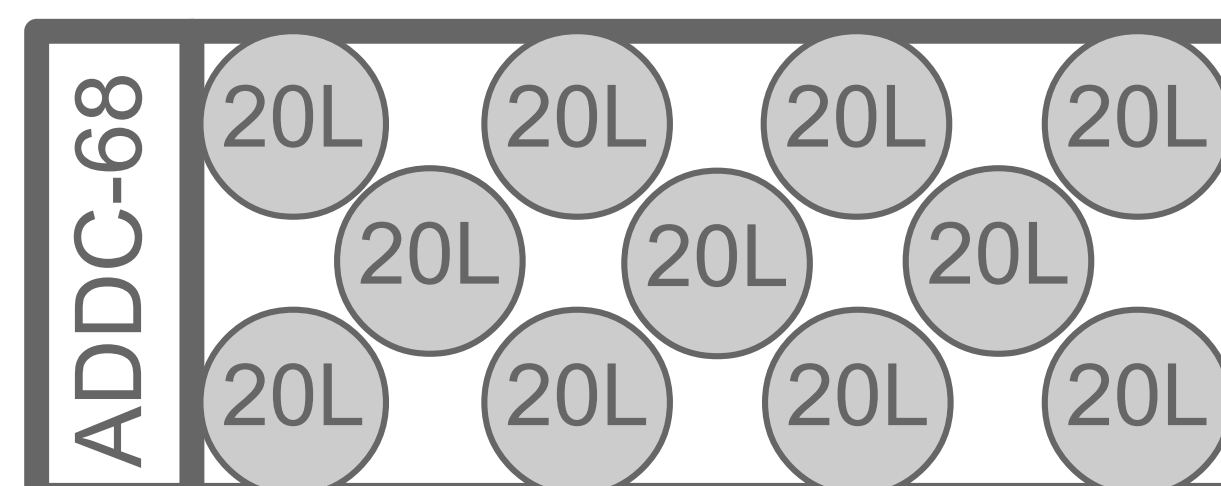
20L x 0
30L x 0
50L x 3



20L x 4
30L x 2
50L x 1

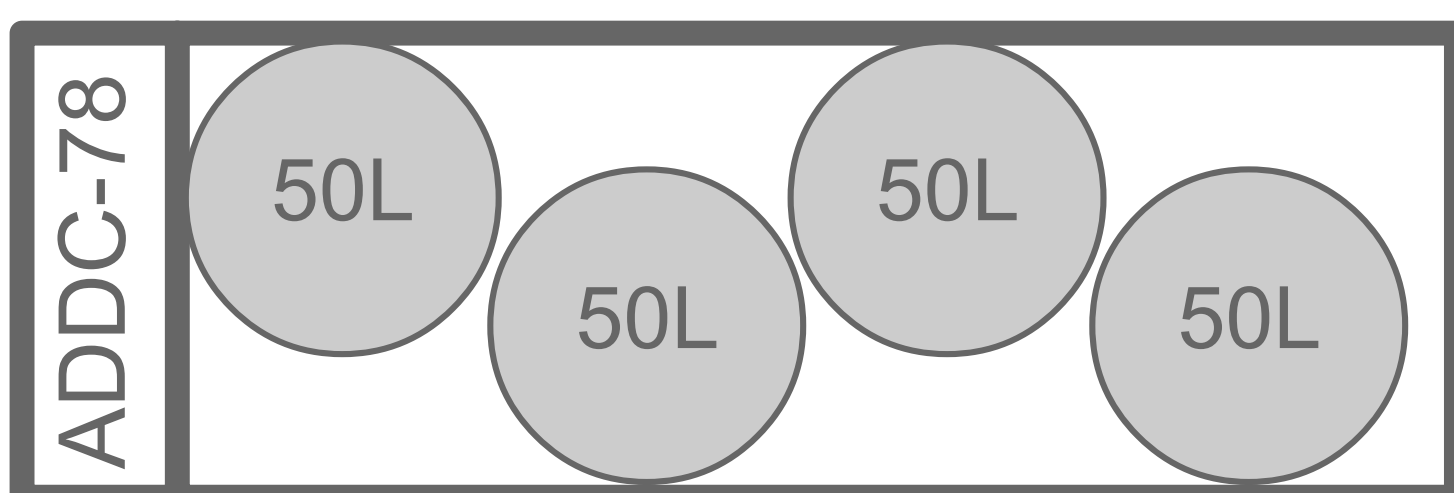


20L x 0
30L x 8
50L x 0

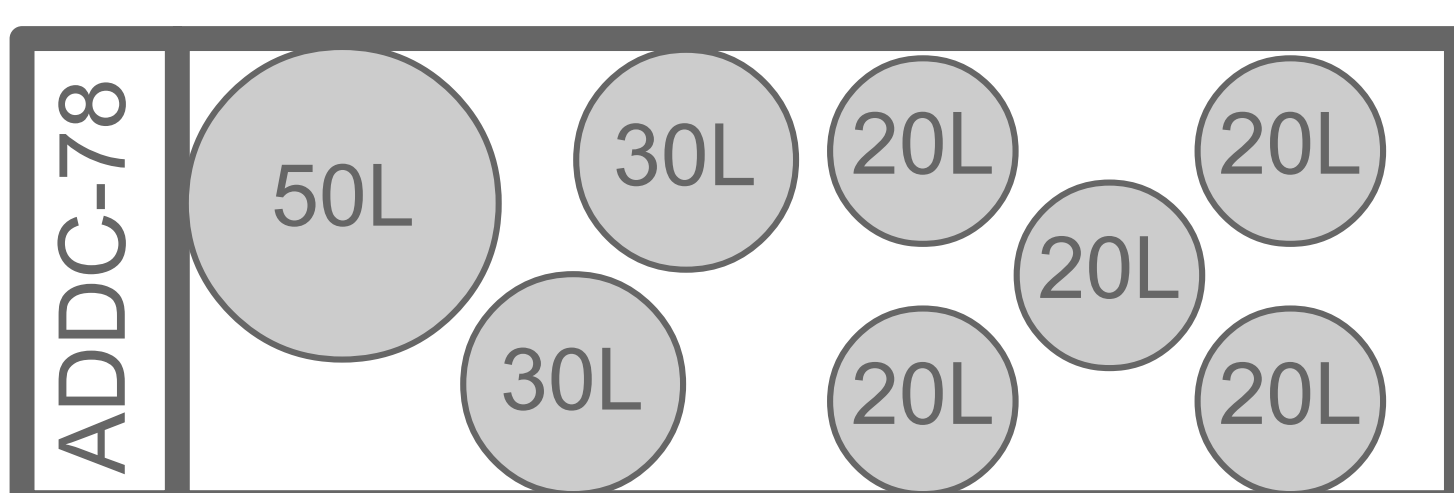


20L x 11
30L x 0
50L x 0

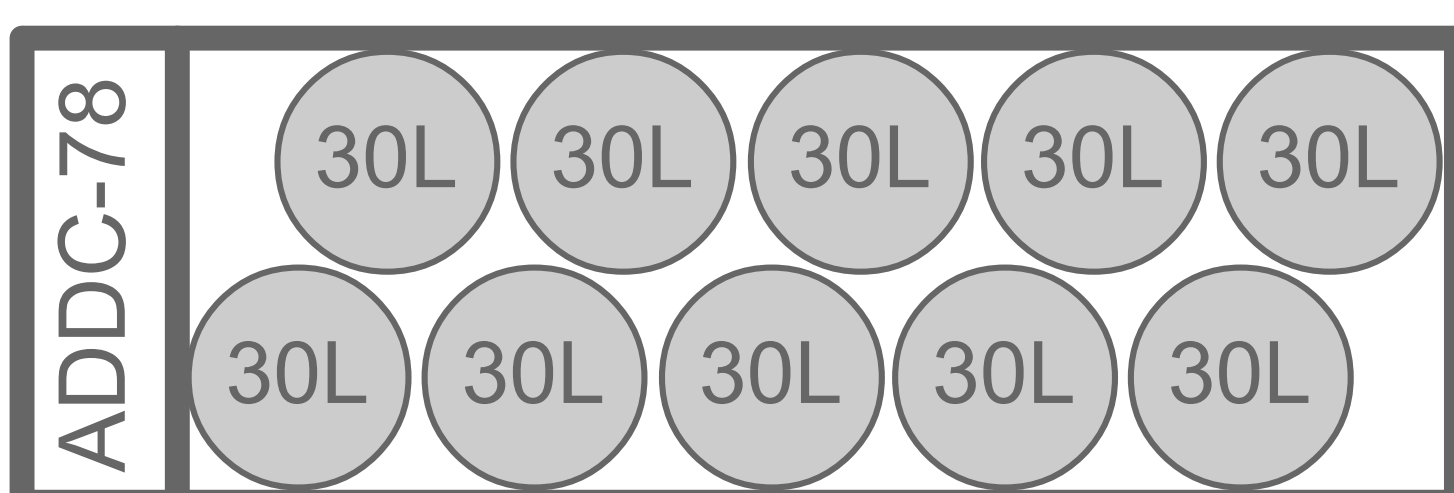
ADDC-78



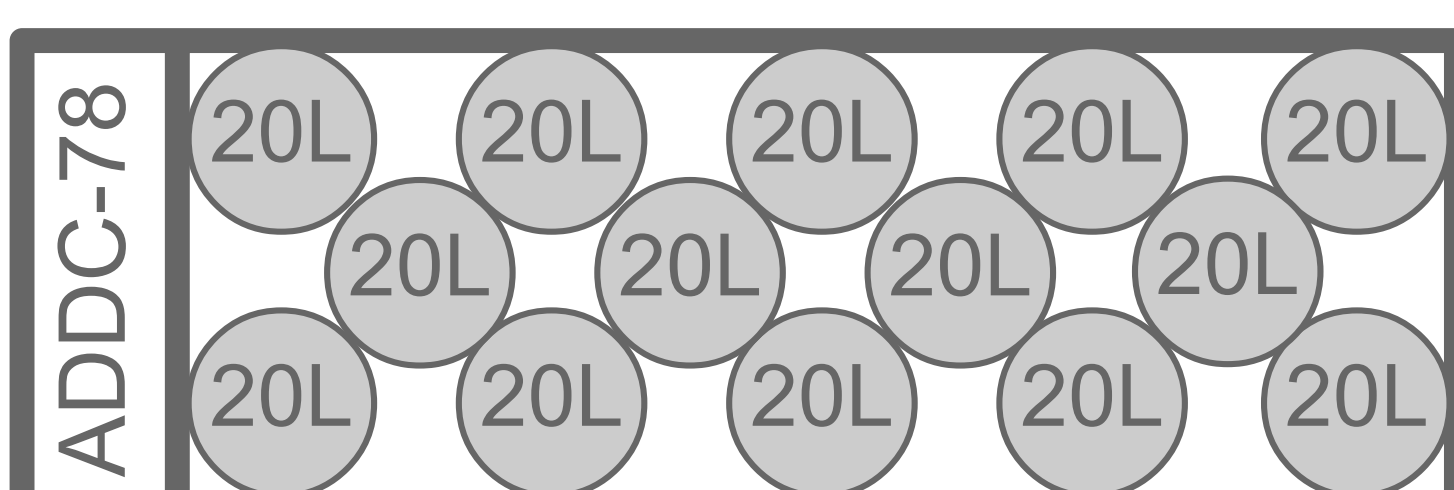
20L x 0
30L x 0
50L x 4



20L x 5
30L x 2
50L x 1

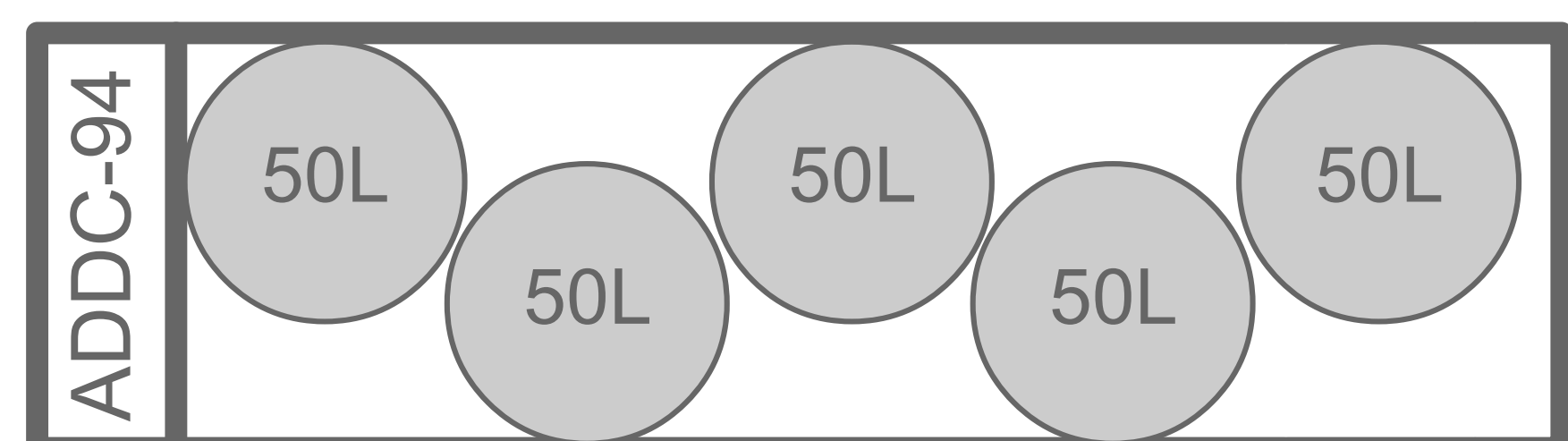


20L x 0
30L x 10
50L x 0

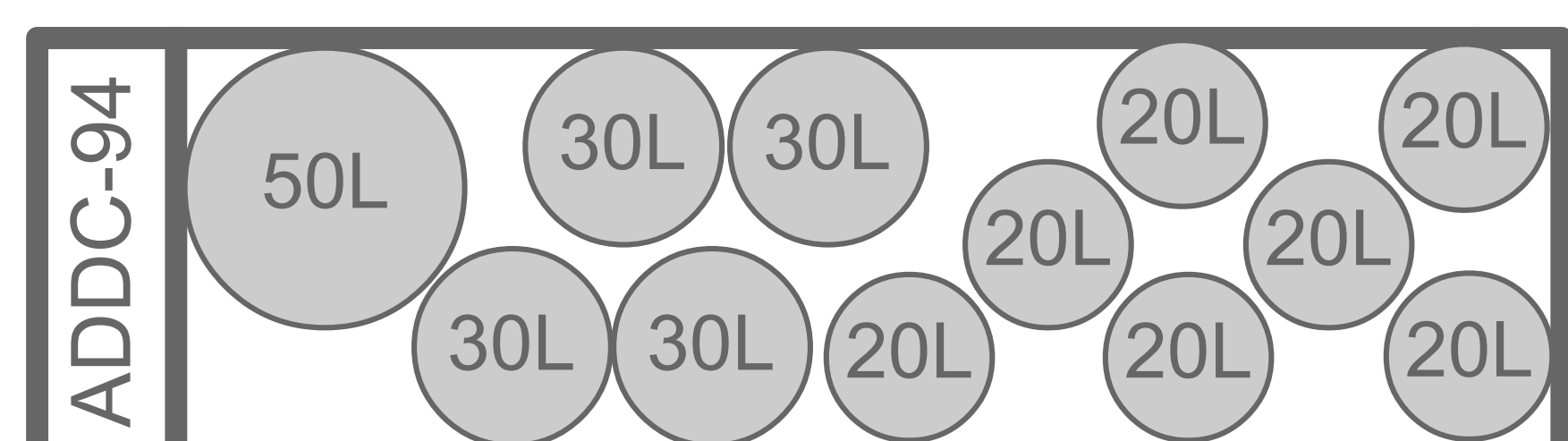


20L x 14
30L x 0
50L x 0

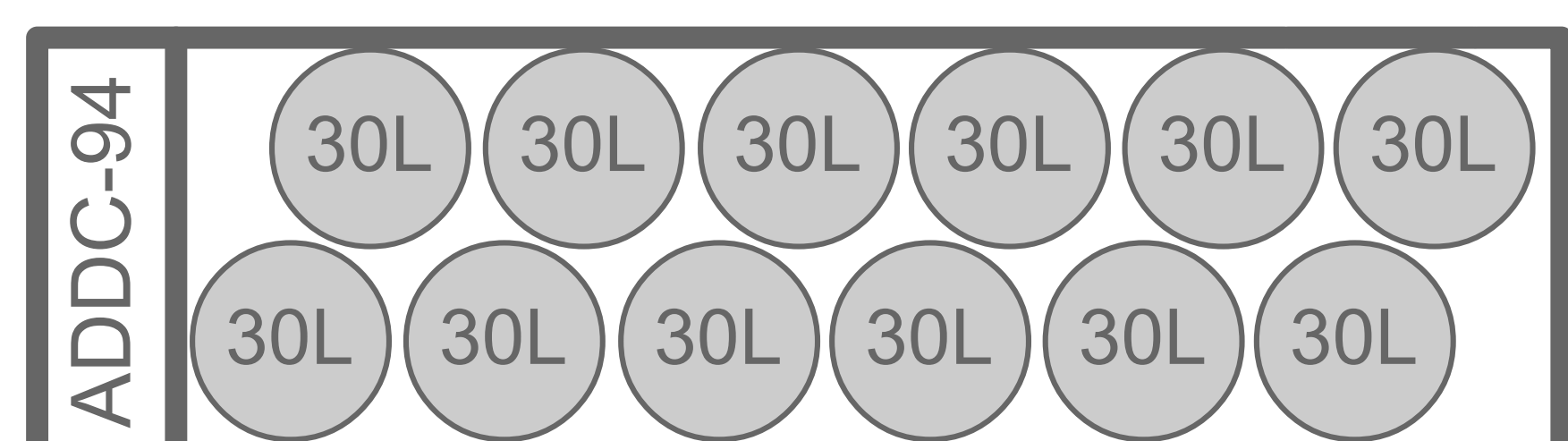
ADDC-94



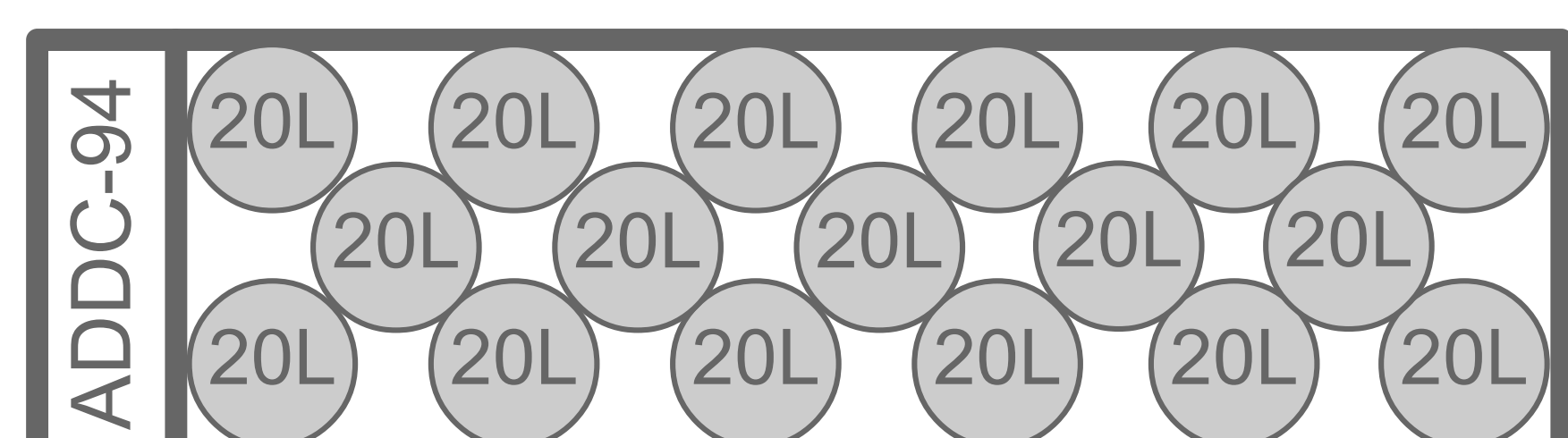
20L x 0
30L x 0
50L x 5



20L x 7
30L x 4
50L x 1



20L x 0
30L x 12
50L x 0



20L x 17
30L x 0
50L x 0

Design and specifications are subject to change without prior notice.